

# 2022-23 Texas Academic Performance Report (TAPR)

District Name: GALENA PARK ISD

Campus Name: CIMARRON EL

Campus Number: 101910101

This page is intentionally blank.

Texas Education Agency  
 2022-23 STAAR Performance (TAPR)  
 CIMARRON EL (101910101) - GALENA PARK ISD - HARRIS COUNTY

	School Year	State	District	Campus	African American	Hispanic	White	American Indian	Asian	Pacific Islander	Two or More Races	Special Ed (Current)	Special Ed (Former)	Continuously Enrolled	Non-Continuously Enrolled	Econ Disadv	EB & EL (Current & Monitored)
STAAR Performance Rates by Tested Grade, Subject, and Performance Level																	
Grade 3 Reading																	
At Approaches Grade Level or Above	2023	76%	75%	77%	-	78%	*	-	-	-	-						

Texas Education Agency  
2022-23 STAAR Performance (TAPR)  
CIMARRON EL (101910101) - GALENA PARK ISD - HARRIS COUNTY

School  
Year

State

District

Campus

African  
American


Hispanic

White

American  
Indian







Texas Education Agency  
2022-23 Bilingual Education/English as a Second Language (Current EB Students/EL) (TAPR)  
CIMARRON EL (101910101) - GALENA PARK ISD - HARRIS COUNTY

School  
Year

State

District

Campus

Total



Texas Education Agency  
2022-23 Bilingual Education/English as a Second Language (Current EB Students/EL) (TAPR)  
CIMARRON EL (101910101) - GALENA PARK ISD - HARRIS COUNTY

--	--	--	--	--	--	--	--	--	--	--	--	--	--	--	--	--	--	--	--	--



Texas Education Agency  
2022-23 STAAR Participation (TAPR)  
CIMARRON EL (101910101) - GALENA PARK ISD - HARRIS COUNTY

--	--	--	--	--	--	--	--	--	--	--	--	--	--	--	--	--	--	--	--	--

--	--	--	--	--	--	--	--	--	--	--	--	--	--	--	--	--	--	--	--	--

--	--	--	--	--	--	--	--	--	--	--	--	--	--	--	--	--	--	--	--	--

--	--	--	--	--	--	--	--	--	--	--	--	--	--	--	--	--	--	--	--	--






--	--	--	--	--	--	--	--	--	--	--	--	--	--	--	--	--	--	--	--	--

--	--	--	--	--	--	--	--	--	--	--	--	--	--	--	--	--	--	--	--	--

--	--	--	--	--	--	--	--	--	--	--	--	--	--	--	--	--	--	--	--	--

--	--	--	--	--	--	--	--	--	--	--	--	--	--	--	--	--	--	--	--	--







Texas Education Agency  
 2022-23 Attendance, Graduation, and Dropout Rates (TAPR)  
 CIMARRON EL (101910101) - GALENA PARK ISD - HARRIS COUNTY

81.9%

	State	District	Campus	African American	Hispanic	White	American Indian	Asian	Pacific Islander	Two or More Races	Special Ed	Econ Disadv	EB/EL
Class of 2022	84.3%	84.6%	-	-	-	-	-	-	-	-	-	-	-
Class of 2021	81.9%	85.7%	-	-	-	-	-	-	-	-	-	-	-

81.9%

81.9%

81.9%

Texas Education Agency  
2022-23 Graduation Profile (TAPR)  
CIMARRON EL (101910101) - GALENA PARK ISD - HARRIS COUNTY

	Campus Count	Campus Percent	District Count	State Count

--	--	--	--	--

--	--	--	--	--

--	--	--	--	--





There is no data for this campus.

Texas Education Agency  
2022-23 Other Postsecondary Indicators (TAPR)  
CIMARRON EL (101910101) - GALENA PARK ISD - HARRIS COUNTY

There is no data for this campus.





Texas Education Agency  
 2022-23 Student Information (TAPR)  
 CIMARRON EL (101910101) - GALENA PARK ISD - HARRIS COUNTY

Student Information	--Non-Special Education Rates--			---Special Education Rates---		
	Campus	District	State	Campus	District	State
Retention Rates <b>by Grade:</b>						
Kindergarten	0.0%	2.8%	1.5%	6.7%	6.0%	4.5%
Grade 1	8.5%	7.3%	2.5%	26.7%	10.5%	3.6%
Grade 2	6.8%	5.6%	1.6%	5.0%	6.8%	2.0%
Grade 3	0.0%	2.7%	0.8%	0.0%	2.5%	0.9%
Grade 4	0.0%	1.6%	0.5%	0.0%	1.4%	0.5%
Grade 5	0.0%	0.5%	0.3%	0.0%	0.0%	0.4%
Grade 6	-	0.2%	0.3%	-	1.1%	0.4%
Grade 7	-	0.4%	0.4%	-	0.5%	0.5%
Grade 8	-	0.4%	0.4%	-	0.0%	0.5%
Grade 9	-	0.7%	8.7%	-	1.2%	12.6%

0.4%

Grade 9

Texas Education Agency  
2022-23 Staff Performance Reporting

The table consists of a header row with a blue background, followed by a dark blue row, and then several light beige rows. The content of all rows is redacted.

