



2022-23 Texas Academic Performance Report (TAPR)

This page is intentionally blank.

Texas Education Agency
2022-23 STAAR Performance (TAPR)



Texas Education Agency
2022-23 STAAR Performance (TAPR)
PYBURN EL (101910109) - GALENA PARK ISD - HARRIS COUNTY

School
Year

State

District

Campus

African
American

Hispanic

White



American
Indian

Asian

Pacific
Islander

Twoific








Texas Education Agency
 2022-23 STAAR Participation (TAPR)
 PYBURN EL (101910109) - GALENA PARK ISD - HARRIS COUNTY

	State	District	Campus	African American	Hispanic	White	American Indian	Asian	Pacific Islander	Two or More Races	Special Ed (Current)	Special Ed (Former)	Continuously Enrolled	Non-Continuously Enrolled	Econ Disadv	EB & EL (Current & Monitored)
Not Included in Accountability: Other Exclusions	1%	1%	0%	*	0%	*	-	-	-	-	0%	*	0%	0%	0%	0%
Not Tested	2%	1%	0%	*	0%	*	-	-	-	-	0%	*	0%	0%	0%	0%
Absent	1%	1%	0%	*	0%	*	-	-	-	-	0%	*	0%	0%	0%	0%
Other	0%	0%	0%	*	0%	*	-	-	-	-	0%	*	0%	0%	0%	0%

* Indicates results are masked due to small numbers to protect student confidentiality.
 - Indicates there are no students in the group.



Texas Education Agency
 2022-23 Attendance, Graduation, and Dropout Rates (TAPR)
 PYBURN EL (101910109) - GALENA PARK ISD - HARRIS COUNTY

	State	District	Campus	African American	Hispanic	White	American Indian	Asian		Two or More Races	Special Ed	Econ Disadv	EB/EL
--	-------	----------	--------	------------------	----------	-------	-----------------	-------	--	-------------------	------------	-------------	-------

There is no data for this campus.

There is no data for this campus.

There is no data for this campus.

Texas Education Agency
2022-23 Student Information (TAPR)

District		Campus		Grade		Subject	

Texas Education Agency
2022-23 Staff Information (TAPR)
PYBURN EL (101910109) - GALENA PARK ISD - HARRIS COUNTY

- Indicates there is no data for the item.
- * Indicates results are masked due to small numbers.
- ** When only one student disability or assessment group is masked, then the second smallest student disability or assessment group is masked regardless of size.
- n/a Indicates data reporting is not applicable for this group.
- ? Indicates that the data for this item were statistically improbable or were reported outside a reasonable range.