

2022-23 Texas Academic Performance Report (TAPR)

District Name: GALENA PARK ISD

Campus Name: WOODLAND ACRES MIDDLE

Campus Number: 101910043

This page is intentionally blank.

Texas Education Agency
2022-23 STAAR Performance (TAPR)
WOODLAND ACRES MIDDLE (101910043) - GALENA PARK ISD - HARRIS COUNTY

School
Year

State

District

Campus

African
American

Hispanic



White

American
Indian

Asian

Pacific

Texas Education Agency
2022-23 STAAR Performance (TAPR)
WOODLAND ACRES MIDDLE (101910043) - GALENA PARK ISD - HARRIS COUNTY



Texas Education Agency
 2022-23 STAAR Participation (TAPR)
 WOODLAND ACRES MIDDLE (101910043) - GALENA PARK ISD - HARRIS COUNTY


	State	District	Campus	African American	Hispanic	White	American Indian	Asian	Pacific Islander	Two or More Races	Special Ed (Current)	Special Ed (Former)	Continuously Enrolled	Non-Continuously Enrolled	Econ Disadv	EB EL (Current & Monitored)
Not Included in Accountability: Other Exclusions	1%	1%	1%	0%	1%	0%	-	*	-	*	0%	0%	0%	3%	1%	1%
Not Tested	1%	1%	0%	0%	0%	0%	-	*	-	*	0%	0%	0%	0%	0%	0%
Absent	1%	0%	0%	0%	0%	0%	-	*	-	*	0%	0%	0%	0%	0%	0%
Other	0%	0%	0%	0%	0%	0%	-	*	-	*	0%	0%	0%	0%	0%	0%
Science																
Assessment Participant	98%	98%	100%	100%	100%	*	-	*	-	-	100%	*	100%	100%	100%	100%
Included in Accountability	94%	95%	91%	91%	91%	7%	-	*	-	-	87%	*	97%	76%	9%	92%
Not Included in Accountability	4%	3%	8%	8%	8%	13%	-	*	-	-	13%	*	3%	21%	3%	6%
Not Included in Accountability: Exclusions	0%	1%	1%	1%	1%	0%	-	*	-	*	0%	0%	0%	3%	1%	2%
Not Tested	0%	0%	0%	0%	0%	0%	-	*	-	*	0%	0%	0%	0%	0%	0%
Absent	1%	0%	0%	0%	0%	0%	-	*	-	*	0%	0%	0%	0%	0%	0%
Other	0%	0%	0%	0%	0%	0%	-	*	-	*	0%	0%	0%	0%	0%	0%
Social Studies																
Assessment Participant	98%	98%	100%	100%	100%	*	-	*	-	-	100%	*	100%	100%	100%	100%
Included in Accountability	94%	95%	91%	91%	91%	7%	-	*	-	-	87%	*	97%	76%	9%	92%
Not Included in Accountability	4%	3%	8%	8%	8%	13%	-	*	-	-	13%	*	3%	21%	3%	6%
Not Included in Accountability: Exclusions	0%	1%	1%	1%	1%	0%	-	*	-	*	0%	0%	0%	3%	1%	2%
Not Tested	2%	1%	0%	0%	0%	0%	-	*	-	*	0%	0%	0%	0%	0%	0%

1%

Texas Education Agency
 2022-23 Attendance, Graduation, and Dropout Rates (TAPR)
 WOODLAND ACRES MIDDLE (101910043) - GALENA PARK ISD - HARRIS COUNTY

	State	District	Campus	African American	Hispanic	White	American Indian	Asian	Pacific Islander	Two or More Races	Special Ed	Econ Disadv	EB/EL
Attendance Rate													
2021-22	92.2%	93.0%	95.7%	93.6%	95.9%	95.2%	*	*	-	*	93.8%	95.6%	96.1%
2020-21	95.0%	96.7%	98.5%	94.4%	98.6%	98.5%	*	*	*	*	96.0%	98.3%	98.5%
Chronic Absenteeism													
2021-22	25.7%	21.7%	12.3%	33.3%	11.2%	15.0%	*						

98.3%



PARK ISD - HARRIS COUNTY


	American Indian	Asian	Pacific Islander	Two or More Races	Special Ed	Econ Disadv	EB/EL
-	-	-	-	-	-	-	-
-	-	-	-	-	-	-	-
-	-	-	-	-	-	-	-
-	-	-	-	-	-	-	-

There is no data for this campus.

There is no data for this campus.

Texas Education Agency
 2022-23 Student Information (TAPR)
 WOODLAND ACRES MIDDLE (101910043) - GALENA PARK ISD - HARRIS COUNTY

Student Information	Membership				Enrollment			
	Campus		District	State	Campus		District	State
	Count	Percent			Count	Percent		
Students w/ Dyslexia	18	3.0%	2.7%	5.5%	18	3.0%	2.7%	5.5%
Foster Care	0	0.0%	0.2%	0.2%	0	0.0%	0.2%	0.2%
Homeless	4	0.7%	0.8%	1.3%	4	0.7%	0.8%	1.3%
Immigrant	21	3.5%	3.2%	2.2%	21	3.5%	3.2%	2.2%
Migrant	0	0.0%	0.1%	0.3%	0	0.0%	0.1%	0.3%
Title I	602	100.0%	100.0%	64.6%	603	100.0%	100.0%	64.6%
Military Connected	3	0.5%	0.4%	3.6%	3	0.5%	0.4%	3.6%
At-Risk	485	80.6%	71.0%	53.3%	486	80.6%	71.0%	53.3%
Students by Instructional Program:								
Bilingual/ESL Education	331	55.0%	40.9%	23.2%	332	55.1%	40.8%	23.2%
Career and Technical Education	234	38.9%	36.1%	26.5%	234	38.8%	36.1%	26.5%
Career and Technical Education (9-12 grades only)	0	0.0%	77.5%	72.3%	0	-	77.4%	72.2%
Gifted and Talented Education	74	12.3%	6.7%	8.2%	74	12.3%	6.7%	8.2%
Special Education	100	16.6%	12.5%	12.6%	101	16.7%	12.6%	12.7%
Students with Disabilities by Type of Primary Disability:								
Total Students with Disabilities	100							
By Type of Primary Disability								
Students with Intellectual Disabilities	65	65.0%	49.6%	44.1%				
Students with Physical Disabilities	0	0.0%	13.9%	20.0%				
Students with Autism	15	15.0%	16.9%	15.5%	12.3%			
Students with Behavioral Disabilities	20	20.0%	18.4%	18.8%				
Students with Non-Categorical Early Childhood	0	0.0%	1.2%	1.6%				
Mobile Student Eligibility (2021-22):								
Total Mobile Students	64	10.5%	13.8%	16.8%				
By Ethnicity:								
African American	8	1.3%	8.2%	9.0%				



Texas Education Agency
2022-23 Student Information (TAPR)

Texas Education Agency
 2022-23 Staff Information (TAPR)
 WOODLAND ACRES MIDDLE (101910043) - GALENA PARK ISD - HARRIS COUNTY

	----- Campus -----			
Staff Information	Count/Average	Percent	District	State
Number of Students per Teacher	13.4	n/a	15.0	14.8

Staff Information	Campus	District	State
Experience of			

Texas Education Agency
2022-23 Staff Information (TAPR)
WOODLAND ACRES MIDDLE (101910043) - GALENA PARK ISD - HARRIS COUNTY

- Indicates there is no data for the item.
- * Indicates results are masked due to small numbers.
- ** When only one student disability or assessment group is masked, then the second smallest student disability or assessment group is masked regardless of size.
- n/a Indicates data reporting is not applicable for this group.
- ? Indicates that the data for this item were statistically improbable or were reported outside a reasonable range.