

2021-22 Texas Academic Performance Report (TAPR)

District Name: GALENA PARK ISD

Campus Name: NORTH SHORE SENIOR HIGH

Campus Number: 101910003

2022 Accountability Rating: B

Distinction Designations:

Academic Achievement in Mathematics

Academic Achievement in Science

Academic Achievement in Social Studies

Top 25 Percent: Comparative Academic Growth

Top 25 Percent: Comparative Closing the Gaps

Postsecondary Readiness

This page is intentionally blank.

Texas Education Agency
 2021-22 STAAR Performance (TAPR)
 NORTH SHORE SENIOR HIGH (101910003) - GALENA PARK ISD - HARRIS COUNTY

	School Year	State	District	Campus	African American	Hispanic	White	American Indian	Asian	Pacific Islander	Two or More Races	Special Ed (Current)	Special Ed (Former)	Continuously Enrolled	Non-Continuously Enrolled	Econ Disadv	EB & EL (Current & Monitored)
STAAR Performance Rates by																	





Texas Education Agency
 2021-22 Progress (TAPR)
 NORTH SHORE SENIOR HIGH (101910003) - GALENA PARK ISD - HARRIS COUNTY

Due to the cancellation of spring 2020 STAAR, 2022 and 2019 progress data are shown.

	School Year	State	District	Campus	African American	Hispanic	White	American Indian	Asian	Pacific Islander	Two or More Races	Special Ed (Current)	Special Ed (Former)	Continuously Enrolled	Non-Continuously Enrolled	Econ Disadv	

Texas Education Agency
 2021-22 Bilingual Education/English as a Second Language (Current EB Students/EL) (TAPR)
 NORTH SHORE SENIOR HIGH (101910003) - GALENA PARK ISD - HARRIS COUNTY

Due to the cancellation of spring 2020 STAAR, 2022 and 2019 School progress and STAAR progress measure data are shown.

	School Year	State	District	Campus	Total Bilingual Education	BE-Trans Early Exit	BE-Trans Late Exit	BE-Dual Two-Way	BE-Dual One-Way	ALP Bilingual (Exception)	Total ESL	ESL Content-Based	ESL Pull-Out	ALP ESL (Waiver)	EB/EL with Parental Denial	Never EB/EL	Total EB/EL (Current)	Monitored & Former EB/EL
At Meets Grade Level or Above	2022	50%	41%	55%	*	-	*	-	-	-	23%	-	23%	-	*	60%	24%	82%
	2021	49%	35%	53%	-	-	-	-	-	-	22%	-	22%	-	*	55%	23%	71%
At Masters Grade Level	2022	30%	21%	26%	*	-	*	-	-	-	8%	-	8%	-	*	28%	8%	44%
	2021	29%	16%	26%	-	-	-	-	-	-	10%	-	10%	-	*	27%	10%	36%
School Progress Domain - Academic Growth Score																		
All Grades Both Subjects	2022	74%	78%	74%	-	-	-	-	-	-	70%	-	70%	-	64%	74%	70%	80%
	2019	69%	69%	72%	-	-	-	-	-	-	69%	-	69%	-	63%		68%	





Texas Education Agency
2021-22 Graduation Profile (TAPR)
NORTH SHORE SENIOR HIGH (101910003) - GALENA PARK ISD - HARRIS COUNTY

	Campus Count	Campus Percent	District Count	State


Texas Education Agency
 2021-22 College, Career, and Military Readiness (CCMR) (TAPR)
 NORTH SHORE SENIOR HIGH (101910003) - GALENA PARK ISD - HARRIS COUNTY

Academic Year	State	District	Campus	African American	Hispanic	White	American Indian	Asian	Pacific Islander	Two or More Races	Special Ed	Econ Disadv	EB/EL
College, Career, and Military Ready Graduates (Student Achievement)													
College, Career, or Military Ready (Annual Graduates)													
2020-21	65.2%	81.3%	83.2%	78.6%	84.5%	83.3%	*	100.0%	-	71.4%	86.0%	81.9%	77.9%
2019-20	63.0%	78.0%	74.6%	73.7%	74.9%	78.4%	*	87.5%	-	62.5%	74.7%	75.1%	67.8%
College Ready Graduates													
College Ready (Annual Graduates)													
2020-21	52.7%	70.4%	72.9%	64.5%	75.6%	69.4%	*	100.0%	-	57.1%	22.3%	71.2%	66.3%
2019-20	53.4%	62.0%	57.8%	55.0%	58.2%	64.9%	*	87.5%	-	50.0%	8.4%	56.6%	47.1%
TSI Criteria Graduates in English Language Arts (Annual Graduates)													
2020-21	56.1%	83.2%	85.8%	85.9%	86.1%	75.0%	*	100.0%	-	57.1%	62.8%	86.3%	85.5%
2019-20	59.7%	51.6%	46.5%	49.6%	44.5%	59.5%	*	87.5%	-	50.0%	8.4%	45.4%	43.2%
TSI Criteria Graduates in Mathematics (Annual Graduates)													
2020-21	45.7%	63.6%	68.8%	58.3%	71.9%	66.7%	*	100.0%	-	71.4%	24.0%	67.9%	66.3%
2019-20	47.9%	64.1%	62.7%	59.2%	63.3%	73.0%	*	87.5%	-	62.5%	11.6%	62.2%	51.2%
TSI Criteria Graduates in Both Subjects (Annual Graduates)													
2020-21	40.4%	57.1%	63.4%	52.9%	66.4%	63.9%	*	100.0%	-	57.1%	21.5%	62.9%	62.8%
2019-20	43.2%	41.7%	40.3%	42.0%	38.7%	51.4%	*	87.5%	-	50.0%	8.4%	50.0%	43.2%
AP / IB Met Criteria in Any Subject (Annual Graduates)													
2020-21	21.3%	12.4%	11.2%										

42.0%

Texas Education Agency
 2021-22 College, Career, and Military Readiness (CCMR) (TAPR)
 NORTH SHORE SENIOR HIGH (101910003) - GALENA PARK ISD - HARRIS COUNTY

Academic Year	State	District	Campus	African American	Hispanic	White	American Indian	Asian	Pacific Islander	Two or More Races	Special Ed	Econ Disadv	EB/EL
2020-21	18.4%	23.8%	22.7%	17.8%	25.5%	8.3%	*	17.6%	-	0.0%			







Texas Education Agency
 2021-22 CCMR-Related Indicators (TAPR)
 NORTH SHORE SENIOR HIGH (101910003) - GALENA PARK ISD - HARRIS COUNTY

	Academic Year	State	District	Campus	African American	Hispanic	White	American Indian	Asian	Pacific Islander	Two or More Races	Special Ed	Econ Disadv	EB/EL



Texas Education Agency
2021-22 Student Information (TAPR)
NORTH SHORE SENIOR HIGH (101910003) - GALENA PARK ISD - HARRIS COUNTY

A table header with a blue background, completely redacted with a solid blue fill. The table structure is not visible.A single row of a table with a tan background, completely redacted with a solid tan fill.A single row of a table with a tan background, completely redacted with a solid tan fill.A single row of a table with a tan background, completely redacted with a solid tan fill.A single row of a table with a tan background, completely redacted with a solid tan fill.A single row of a table with a tan background, completely redacted with a solid tan fill.

Texas Education Agency
2021-22 Student Information (TAPR)
NORTH SHORE SENIOR HIGH (101910003) - GALENA PARK ISD - HARRIS COUNTY

Student Information	Membership				Enrollment			
	Campus		District		Campus		District	
	Count	Percent	District	State	Count	Percent	District	State
Student Attrition (2020-21):								
Total Student Attrition	395	11.4%	15.9%	18.9%				

Student Information	--Non-Special Education Rates--			---Special Education Rates---		
	Campus	District	State	Campus	District	State
Retention Rates by Grade:						
Kindergarten	-	5.1%	1.9%	-	3.8%	5.2%
Grade 1	-	8.9%	2.9%	-	9.9%	4.2%
Grade 2	-	4.9%	1.7%	-	5.1%	2.2%
Grade 3	-	3.2%	1.0%	-	0.0%	1.0%
Grade 4	-	1.8%	0.7%	-	1.5%	0.7%
Grade 5	-	1.0%	0.5%	-	0.5%	0.7%
Grade 6	-	0.1%	0.6%	-	0.0%	0.6%
Grade 7	-	0.2%	0.7%	-	0.0%	0.7%
Grade 8	-	0.3%	0.6%	-	1.1%	0.8%
Grade 9	0.9%	0.7%	10.5%	0.7%	1.0%	14.1%

Class Size Averages by Grade and Subject
(Derived from teacher responsibility records):


Class Size Information	Campus	District	State
Elementary:			
Kindergarten	-	21.7	18.7
Grade 1	-	18.0	18.7
Grade 2	-	16.9	18.6
Grade 3	-	17.6	18.7
Grade 4	-	17.8	18.8
Grade 5	-	17.5	20.2
Grade 6	-	18.9	19.2
Secondary:			
English/Language Arts	14.2	16.1	16.3
Foreign Languages	24.6	22.6	18.4
Mathematics	16.5	17.4	17.5

Texas Education Agency
2021-22 Student Information (TAPR)
NORTH SHORE SENIOR HIGH (101910003) - GALENA PARK ISD - HARRIS COUNTY

Class Size Information	Campus	District	State
Science	18.1	19.3	18.5
Social Studies	19.8	19.8	19.1

Texas Education Agency
 2021-22 Staff Information (TAPR)
 NORTH SHORE SENIOR HIGH (101910003) - GALENA PARK ISD - HARRIS COUNTY



	----- Campus -----			
Staff Information	Count/Average	Percent	District	State
Total Staff	374.8	100.0%	100.0%	100.0%
Professional Staff:	342.7	91.5%	60.5%	64.1%
Teachers	283.1			



Texas Education Agency
 2021-22 Staff Information (TAPR)
 NORTH SHORE SENIOR HIGH (101910003) - GALENA PARK ISD - HARRIS COUNTY

	----- Campus -----			
Staff Information	Count/Average	Percent	District	State
Over 30 Years Experience	6.0	2.1%	2.6%	2.9%
Number of Students per Teacher	16.0	n/a	15.3	14.6

Staff Information	Campus	District	State
Experience of Campus Leadership:			
Average Years Experience of Principals	9.3	8.2	6.3
Average Years Experience of Principals with District	7.0	7.4	5.4
Average Years Experience of Assistant Principals	8.6	6.5	5.5
Average Years Experience of Assistant Principals with District	7.3	5.8	4.8
Average Years Experience of Teachers:			



Texas Education Agency
2021-22 Staff Information (TAPR)
NORTH SHORE SENIOR HIGH (101910003) - GALENA PARK ISD - HARRIS COUNTY
